

SIX YEARS OF PETROLEUM PRODUCTION IN GHANA: WHAT THE CITIZENRY NEEDS TO KNOW



**PUBLIC INTEREST AND ACCOUNTABILITY COMMITTEE
(PIAC)**

PUBLIC INTEREST AND ACCOUNTABILITY COMMITTEE (PIAC)

WHO WE ARE

PROFESSIONAL GROUPS



GHANA JOURNALISTS ASSOCIATION



GHANA BAR ASSOCIATION



GHANA INSTITUTE OF CHARTERED ACCOUNTANTS



GHANA ACADEMY OF ARTS & SCIENCE



THINK TANKS

PRESSURE GROUPS

TRADE UNION CONGRESS

GHANA EXTRACTIVE INDUSTRIES TRANSPARENCY INITIATIVES (GHEITI)

ASSOCIATION OF GHANA INDUSTRIES & CHAMBER OF COMMERCE

CSOs/CBOs

TRADITIONAL/RELIGIOUS GROUPS



NATIONAL HOUSE OF CHIEFS



ASSOCIATION OF QUEEN MOTHERS



CHRISTIAN GROUPS



FEDERATION OF MUSLIM GROUPS

WHAT WE DO



**COMPLIANCE
MONITORING**



**PROVISION OF PLATFARM
FOR PUBLIC DEBATE**



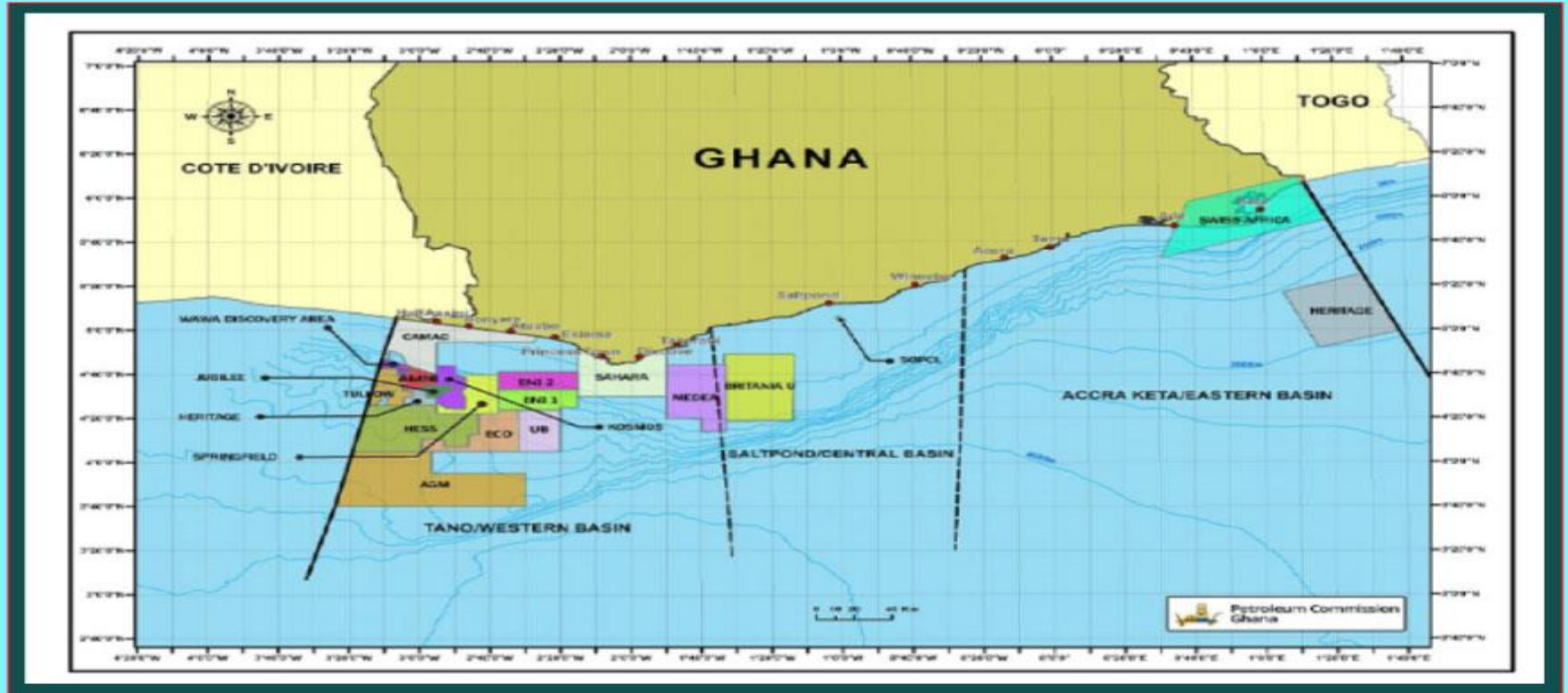
**INDEPENDENT
ASSESSMENTS**

PIAC'S ROLE IN THE MANAGEMENT OF PETROLEUM REVENUE

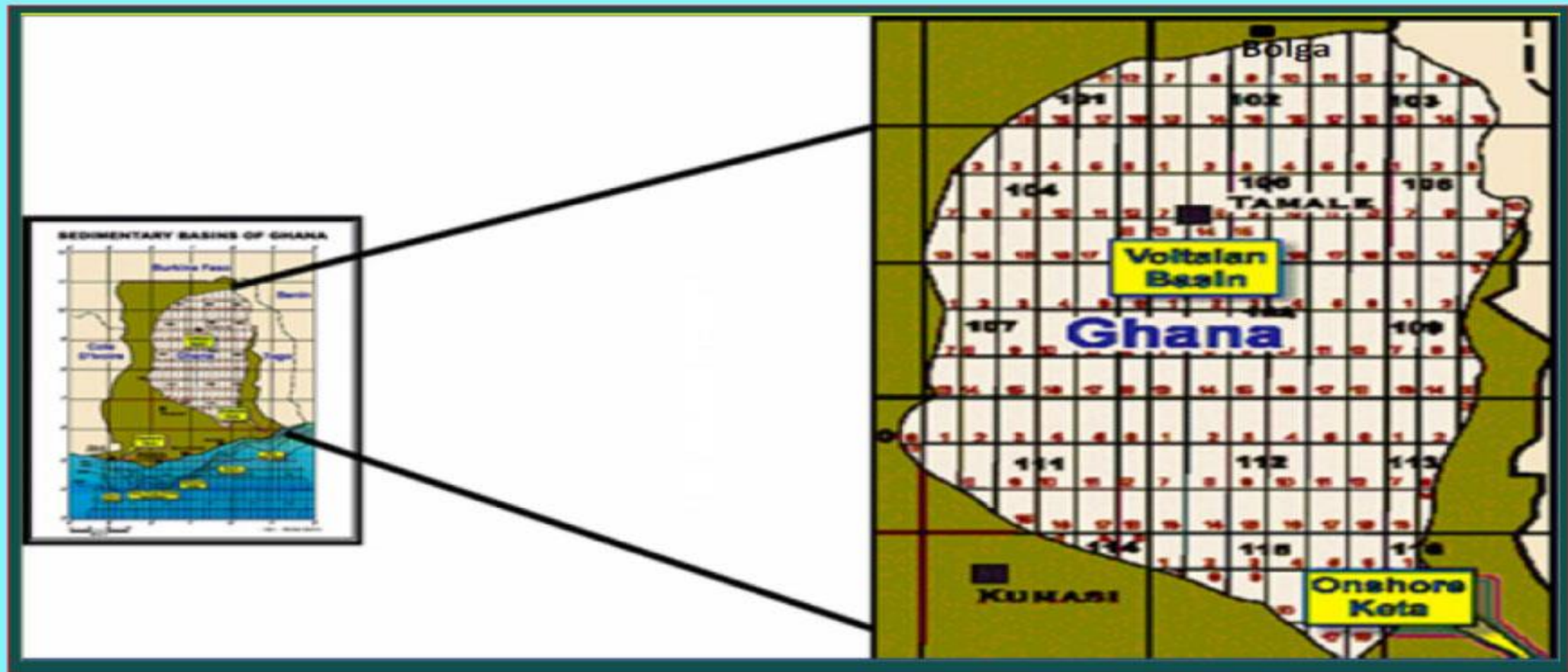


**PIAC IS THE ONLY NON-WHIP,
NON-PARTISAN BODY WITH COMPLETE
INDEPENDENT REPRESENTATION OF
CITIZEN'S INTEREST**


UPSTREAM ACTIVITIES: OFFSHORE



UPSTREAM ACTIVITIES: ONSHORE




SOURCES OF PETROLEUM REVENUES

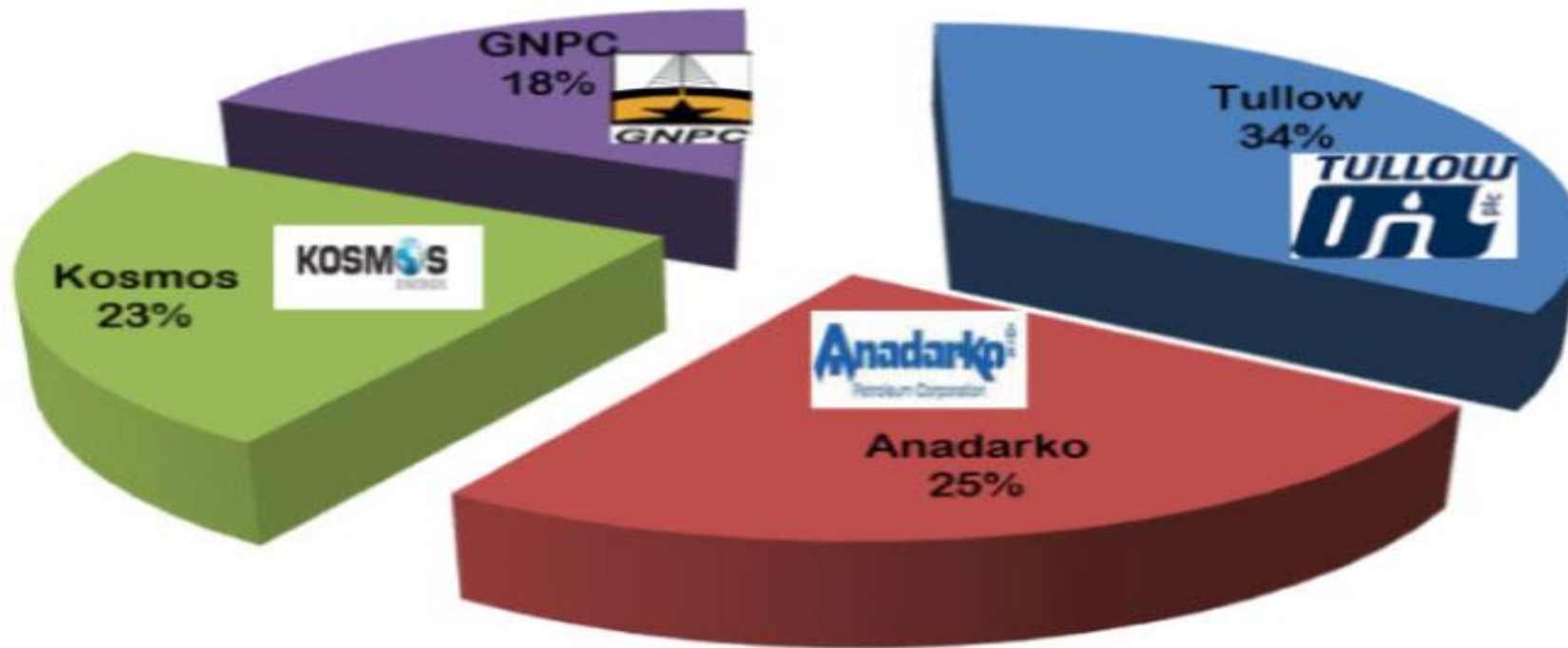


ANNUAL CRUDE OIL PRODUCTION


2010-2016



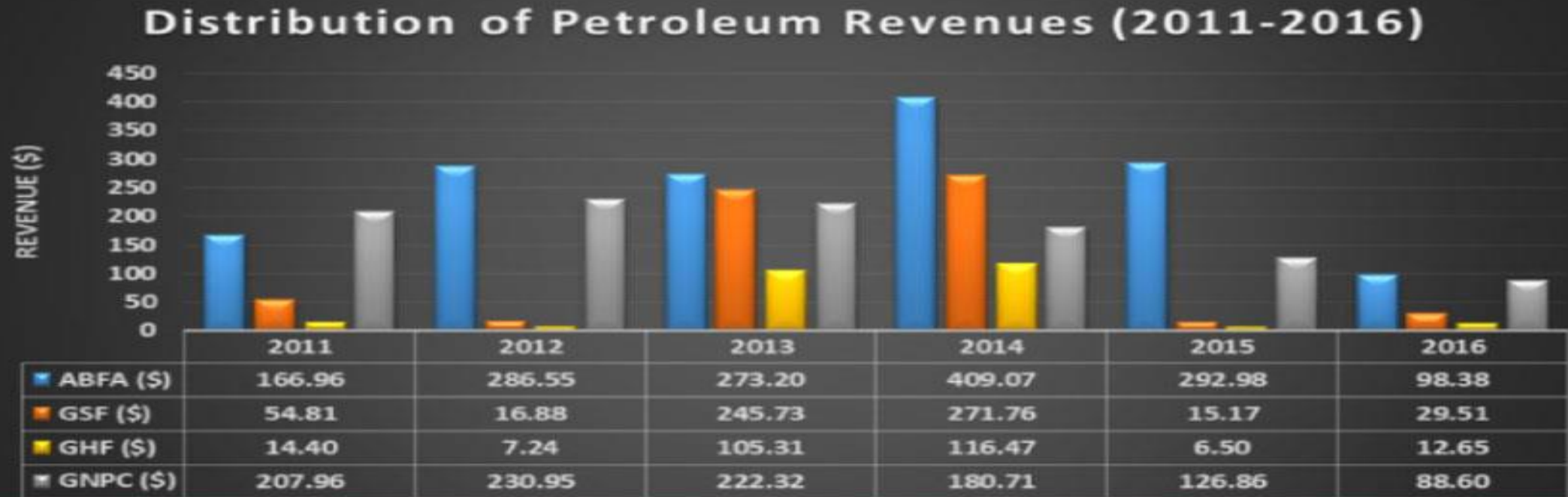
SHARE OF LIFTINGS BY JUBILEE PARTNERS (2011-2016)



TOTAL ANNUAL PETROLEUM RECEIPTS (2011-2016)

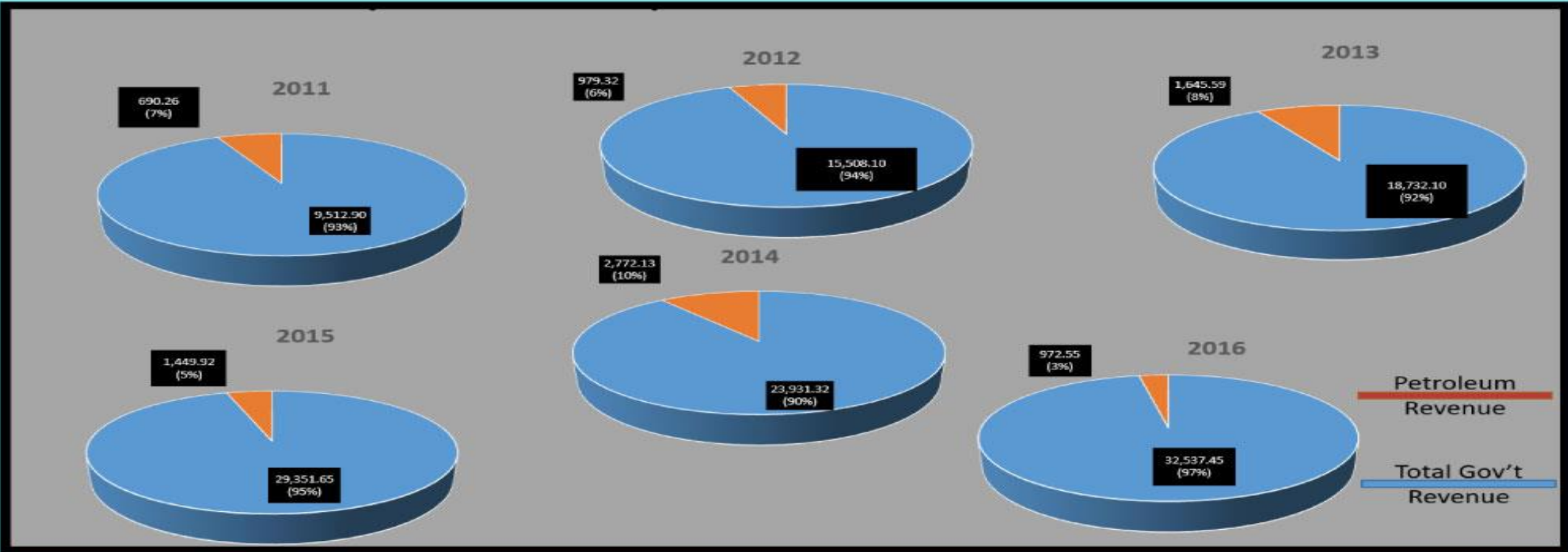


TOTAL ANNUAL PETROLEUM RECEIPTS (2011 – 2016)




TOTAL RECEIPTS – US\$ 3.427 BILLION

PETROLEUM REVENUE AS A PERCENTAGE OF TOTAL GOVERNMENT REVENUES (MILLION GHANA CEDIS)




● PETROLEUM REVENUE
 ● TOTAL GOVERNMENT REVENUE

DISTRIBUTION OF PETROLEUM REVENUES 2011




\$444,124,724

DISTRIBUTION OF PETROLEUM REVENUES 2012



\$541,623,741

DISTRIBUTION OF PETROLEUM REVENUES 2013




\$846,767,184

DISTRIBUTION OF PETROLEUM REVENUES 2014



\$978,017,693

DISTRIBUTION OF PETROLEUM REVENUES 2015




\$387,827,040

TOTAL REVENUE FOR 2015 WAS US\$396,172,900 BUT AN AMOUNT OF US\$9.124 MILLION WAS UNDISTRIBUTED

TOTAL ALLOCATION TO ABFA WAS US\$292.99 MILLION BECAUSE A TRANSFER OF US\$53.69 MILLION WAS MADE FROM THE GSF IN 2015 TO THE ABFA

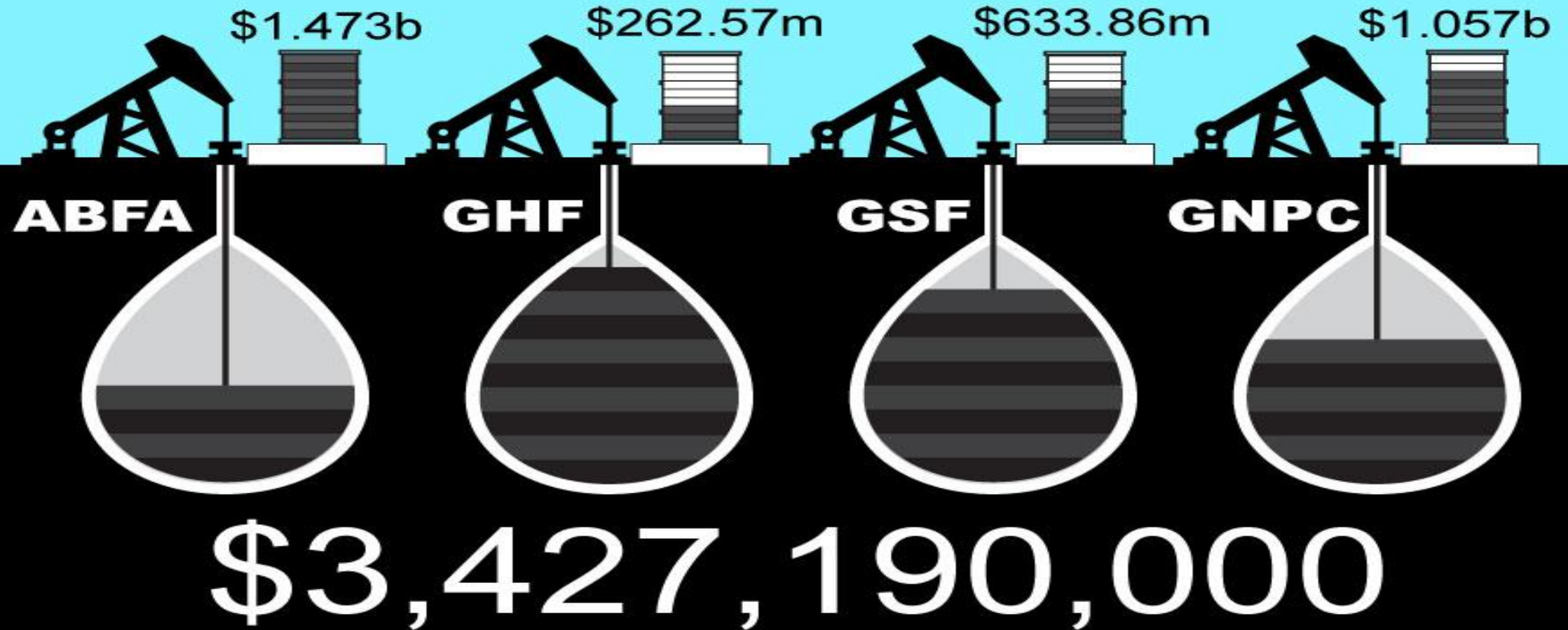
DISTRIBUTION OF PETROLEUM REVENUES 2016



\$229,033,400.26

ALTHOUGH TOTAL RECEIPTS IN 2016 WAS US\$247,175,294.26, ONLY US\$229,033,400.26 WAS DISTRIBUTED LEAVING AN UNDISTRIBUTED BALANCE OF US\$18.14 MILLION IN THE PETROLEUM HOLDING FUND (PHF)

DISTRIBUTION OF PETROLEUM REVENUES 2011-2016



PRIORITY AREAS FOR SELECTION

AGRIC & INDUSTRY



SCIENCE & TECHNOLOGY



PORTABLE WATER



INFRASTRUCTURE DEVELOPMENT



SOCIAL WELFARE

STRENGTHENING OF INSTITUTIONS

RURAL DEVELOPMENT

HOUSING DELIVERY



HEALTH CARE

ENVIRONMENTAL PROTECTION

PUBLIC SECURITY

ALTERNATIVE ENERGY SOURCES

PRIORITY AREAS FOR 2017-2019

ALLOCATION OF ABFA

AGRICULTURE



**ROAD, RAIL AND OTHER CRITICAL
INFRASTRUCTURE DEVELOPMENT**



**PHYSICAL INFRASTRUCTURE AND
SERVICE DELIVERY IN EDUCATION**



**PHYSICAL INFRASTRUCTURE AND
SERVICE DELIVERY IN HEALTH**

DISTRIBUTION OF ABFA : 2011-2016

PER MINISTRY OF FINANCE'S REPORTS



GH¢357,063,439.91



GH¢1,473,529,079.43



GH¢860,239,782.92



GH¢257,076,337.70



GH¢967,000.00



GH¢358,004,673.10

NO DISBURSEMENTS WERE MADE FROM THE GIIF EVEN THOUGH THE GIIF BOARD HAD EARMARKED \$17,215,698 AS PART OF ITS \$30 MILLION COMMITMENT TO THE PLANNED TERMINAL 3 AT KIA

DISTRIBUTION OF ABFA : 2011-2016

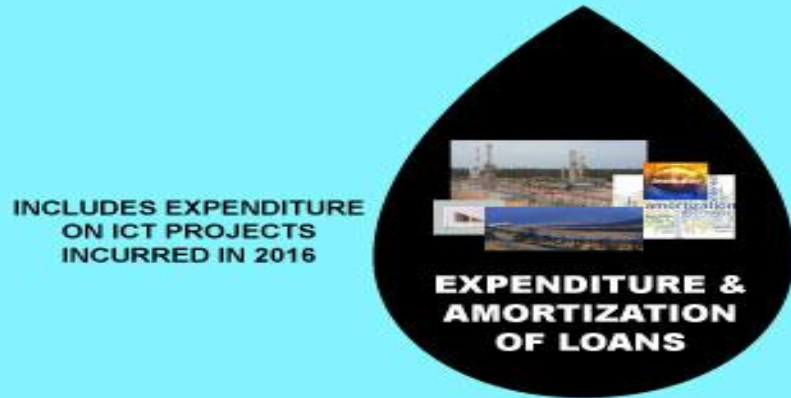
PER PIAC'S ANALYSIS



GH¢238,677,320.91



GH¢1,577,604,198.83



GH¢874,550,782.52



GH¢257,076,337.70



GH¢967,000.00



GH¢358,004,673.10

NO DISBURSEMENTS WERE MADE FROM THE GIIF EVEN THOUGH THE GIIF BOARD HAD EARMARKED \$17,215,698 AS PART OF ITS \$30 MILLION COMMITMENT TO THE PLANNED TERMINAL 3 AT KIA

HOW YOUR OIL MONEY HAS BEEN SPENT (2011-2016)

182 ROADS/HIGHWAY ANCILLARY PROJECTS



84

MAJOR IMPROVEMENTS



4

ROUTINE MAINTENANCE



64

DEVELOPMENT WORKS



4

MINOR REHABILITATION



26

PERIODIC MAINTENANCE

GH¢ 790,736,394.73 SPENT

HOW YOUR OIL MONEY HAS BEEN SPENT (2011-2016)

OTHER INFRASTRUCTURE



ENERGY

GH¢ 337,787,597.72



EDUCATION

GH¢ 70,000,000



WORKS AND HOUSING

GH¢ 12,300,305.15



TRANSPORT

GH¢ 110,656,071.10



HEALTH

GH¢ 4,022,819.86

TOTAL
GH¢786,867,805.13



SECURITY

GH¢ 31,691,641.61



WATER

GH¢ 185,813,299.25



MARKET

GH¢ 11,115,764.72



TRADE & INDUSTRY

GH¢ 8,850,944.11



ENV'T & SCIENCE

GH¢ 15,000,000.00

HOW YOUR OIL MONEY HAS BEEN SPENT (2011-2016)

WATER RESOURCES WORKS AND HOUSING

GH¢ 201,928,774.78



HOUSING
GH¢ 7,199,405.66



MARKET
GH¢ 11,115,765



WATER SUPPLY
GH¢ 2,812,560



DRAINAGE SYSTEMS
GH¢ 2,860,530.48



OFFICE ACCOMMODATION
GH¢ 825,821.88



SEA DEFENCE/ COASTAL PROTECTION
GH¢ 180,614,691.47

NATIONAL FLOOD CONTROL PROGRAMME

GH¢ 3,500,000

LAND COMPENSATION

GH¢ 2,000,000

HOW YOUR OIL MONEY HAS BEEN SPENT (2011-2016)

WATER RESOURCES WORKS AND HOUSING

GH¢ 83,928,774.78



HOUSING
GH¢ 7,199,405.66



MARKET
GH¢ 11,115,765



WATER SUPPLY
GH¢ 2,812,560



DRAINAGE SYSTEMS
GH¢ 2,860,530.48



OFFICE ACCOMMODATION
GH¢ 825,821.88



SEA DEFENCE/ COASTAL PROTECTION
GH¢ 62,614,691.47

NATIONAL FLOOD CONTROL PROGRAMME

GH¢ 3,500,000

LAND COMPENSATION

GH¢ 2,000,000

HOW YOUR OIL MONEY HAS BEEN SPENT (2011-2016)

EDUCATIONAL INFRASTRUCTURE

GH¢ 70,992,432



HOW YOUR OIL MONEY HAS BEEN SPENT (2011-2016)

TRANSPORT INFRASTRUCTURE

GH¢ 110,656,071.10



REHABILITATION OF RAILWAYS

GH¢ 60,257,841.14



WATER TRANSPORT (BOAT/FERRIES)

GH¢ 43,159,827.54



ROAD TRANSPORT (BUS REBRANDING)

GH¢ 3,649,044.75



CONSTRUCTION OF ADMIN. BLOCK AND AUDITORIUM COMPLEX

GH¢ 1,982,320.66



CONSULTANCY OF OFFICE BUILDING FOR MOT

GH¢ 1,607,037.01

HOW YOUR OIL MONEY HAS BEEN SPENT (2011-2016)

PER MINISTRY OF FINANCE'S REPORTS

AGRICULTURE MODERNISATION

GH¢357,063,439.91



NATIONAL FERTILIZER SUBSIDY PROGRAMME

GH¢ 71,283,782.00



COASTAL PROTECTION FACILITIES IN FISHING COMMUNITIES

GH¢ 180,614,691.47




OTHER NATIONAL PROGRAMMES/PROJECTS

GH¢ 54,484,852



CONSTRUCTION OF BUNGALOWS

GH¢ 753,432



CONSTRUCTION/REHABILITATION OF IRRIGATION INFRASTRUCTURE

GH¢ 61,489,380.88



REFURBISHMENT OF LABORATORIES

GH¢ 423,170



AGRICULTURAL INSTITUTIONS

GH¢ 2,310,443



COUNTERPART FUNDING FOR MCA

GH¢ 29,745,923



PROCUREMENT OF EQUIPMENT AND SUPPLIES

GH¢ 17,248,000



CONSULTANCY AND INTERNET SERVICES

GH¢ 324,935

HOW YOUR OIL MONEY HAS BEEN SPENT (2011-2016)

PER PIAC'S ANALYSIS

AGRICULTURE MODERNISATION

GH¢238,677,320.91



NATIONAL FERTILIZER SUBSIDY PROGRAMME

GH¢ 71,283,782.00



CONSTRUCTION WORKS AT TOMATO FACTORY

GH¢ 325,296



OTHER NATIONAL PROGRAMMES/PROJECTS

GH¢ 55,098,852.00



OFFICE AND BUNGALOWS CONSTRUCTION AT TECHIMAN TOMATO FACTORY

GH¢ 428,135.82



CONSTRUCTION/REHABILITATION OF IRRIGATION INFRASTRUCTURE

GH¢ 61,488,783.54



REFURBISHMENT OF LABORATORIES

GH¢ 545,992.70



CONSTRUCTION OF AGRICULTURAL INSTITUTIONS

GH¢ 2,187,620.86



COUNTERPART FUNDING FOR MCA

GH¢ 29,745,923



PROCUREMENT OF EQUIPMENT AND SUPPLIES

GH¢ 17,248,000.00



CONSULTANCY AND INTERNET SERVICES

GH¢ 324,935

HOW YOUR OIL MONEY HAS BEEN SPENT (2011-2016)

CAPACITY BUILDING

2011



CAPACITY DEVELOPMENT IN OIL AND GAS AT KNUST
GH¢ 750,000

2012



SKILLS TRAINING IN
ROAD MAINTENANCE
GH¢ 4,092,048



NYA
GH¢ 445,300



TRAINING 5000 WITH
DISABILITIES IN ICT
GH¢ 10,000,000



SUPPORT FOR
CREATIVE INDUSTRY
GH¢ 2,000,000



LIVELIHOOD ENHANCEMENT
AGAINST POVERTY
GH¢ 8,100,000



MIN. OF LANDS AND
NATURAL RESOURCES
GH¢ 1,790,000



MASLOC LOANABLE
FUNDS
GH¢ 35,000,000



GHANA LIVING
STANDARDS SURVEY
GH¢ 5,373,418

HOW YOUR OIL MONEY HAS BEEN SPENT (2011-2016)

CAPACITY BUILDING

2012 CONTINUED



FINANCIAL SUPPORT TO
VENTURE CAPITAL FUND
GH¢5,000,000



RECAPITALIZATION FOR EXIM
GUARANTEE COMPANY GHANA LTD
GH¢2,000,000



GOODS AND SERVICES
FOR MOFA
GH¢11,948,020



NADMO-RELIEF ITEMS
GH¢10,000,000



FUNDS FOR NYEP
GH¢ 15,907,952

HOW YOUR OIL MONEY HAS BEEN SPENT (2011-2016)

CAPACITY BUILDING

2013



FINANCIAL SUPPORT TO
VENTURE CAPITAL FUND
GH¢10,000,000



EXIM GUARANTEE FUND
GH¢2,000,000



PETROLEUM COMMISSION
SUPPORT
GH¢ 8,183,359

2015



PAYMENT TO IMPROVE CAPACITY
AT PRIMARY AND SECONDARY SCHOOL
GH¢ 4,510,904



PAYMENT FOR HR
AUDIT ACTIVITIES
GH¢ 2,236,279



PRINTING AND TRANSPORTATION OF
STATIONERY TO 7 REGIONS
GH¢ 556,655

HOW YOUR OIL MONEY HAS BEEN SPENT (2011-2016)

CAPACITY BUILDING

2015 CONTINUED



PAYMENT OF FEEDING COST
GH¢ 23,531,764



PAYMENT OF BECE SUBSIDY
GH¢ 15,543,500



PAYMENT OF CAPITATION GRANT
GH¢ 16,647,366



PAYMENT FOR SUPPLY OF SCHOOL
UNIFORMS IN 4 REGIONS
GH¢ 3,898,647



PAYMENT OF SHS SUBSIDY AND IMPLEMENTATION
OF PROGRESSIVELY FREE SHS
GH¢ 34,557,175

2016



GETFund SCHOLARSHIP
GH¢ 83,037,284

PIAC'S 2016 RECEIPTS AND EXPENDITURES

TOTAL RECEIPTS: GH¢ 1,946,823.34

TOTAL ABFA FUNDS RECEIVED
FOR THE YEAR 2016

GH¢ 967,000.00

DFID/NRGI

GH¢ 476,696.34

GOGIG

GH¢ 503,127.00

TOTAL EXPENDITURES: GH¢ 1,946,823.34

DIRECT PROGRAMMES &
ACTIVITIES COST

GH¢ 1,181,872.34

MEMBERS' ALLOWANCES
(2015 & 2016)

GH¢ 447,199.00

STAFF COST & OTHER
ADMIN EXPENSES

GH¢ 317,752.00

KEY CONCERNS

- **Petroleum Revenues have been used to tackle too many national problems at the same time**
- **This has weakened the potential impacts of oil revenues on the social economic development of Ghana**
- **Only 11% of petroleum revenue has been allocated to the agriculture sector, which is the mainstay of the economy**

WAY FORWARD

- PIAC has made these concerns known to the government through its annual and semi-annual reports**
- PIAC believes there ought to be properly defined guidelines on the selection of the priority areas**
- PIAC believes that few LEGACY projects should be identified and supported by the ABFA**

PIAC: WE EXIST BECAUSE OF YOU

SOCIAL MEDIA
secretariat@piacghana.org

PIAC Ghana   @piacghana

PIAC PUBLIC MEETINGS



YOUR VIEWS ARE WELCOME

PLEASE CONTACT US

PIAC WEBSITE



www.piacghana.org



**0302 242 006
CALL**



ACKNOWLEDGEMENT

This document has been prepared by the Public Interest Accountability Committee (PIAC) in collaboration with the Kumasi Institute of Technology and Environment (KITE).

Creation of Infographics - Kwame Boakye

©PIAC, 2017.